

# GALLUP Student Poll Results Summary

2014-2015 Los Angeles

## Overview

The Gallup Student Poll measures hope, engagement, and well-being. SIATech administered the poll in Fall 2014 along with nearly a half million other high school students nationwide. In the four years administering the poll, many of the questions have received higher responses than student responses nationwide. The poll reflects the many ways SIATech provides an excellent educational environment for its students.

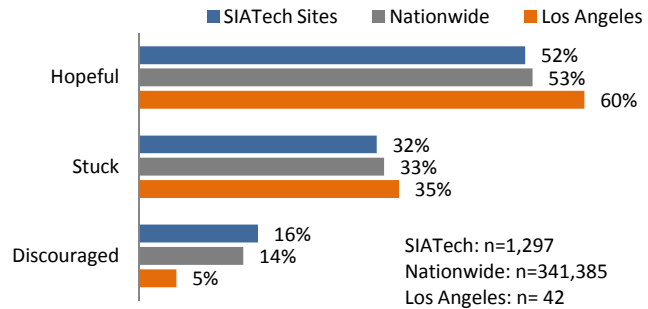
## Hope

The ideas and energy we have for the future. Hope drives attendance, credits earned, and high school GPA, and is a predictor of college GPA and retention.

The majority of SIATech Los Angeles students were hopeful (60%) in 2013-2014.

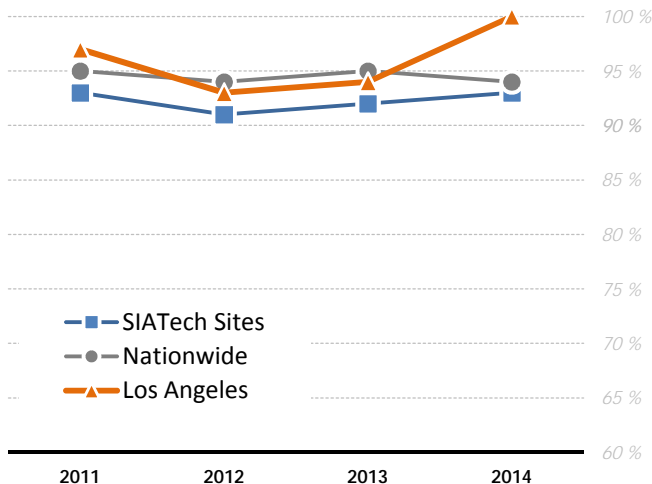
SIATech Los Angeles nears or surpasses national averages in the following hope indicators: confidence in graduation, goal pursuit, confidence in getting good grades, creative problem solving, and confidence in finding a good job.

### Hope Overview



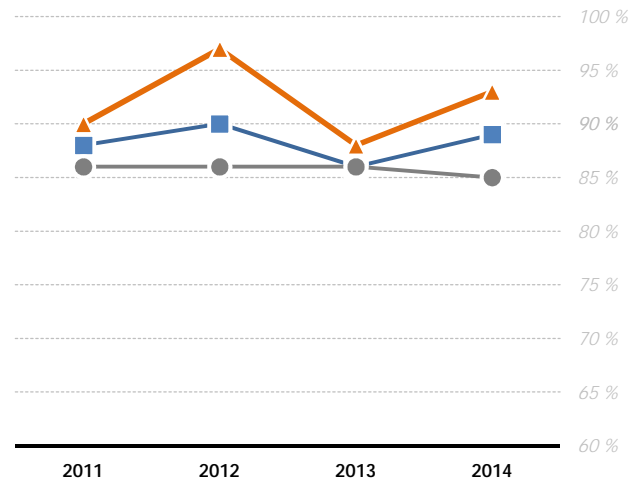
## I will Graduate

Q: I know I will graduate from high school.



## An Adult Cares

Q: There is an adult in my life who cares about my future.

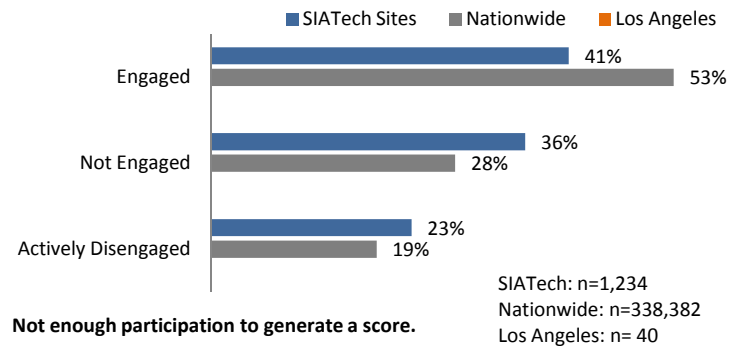


## Engagement

The involvement and enthusiasm for school. According to Gallup, engagement scores separate high-performing from low-performing schools.

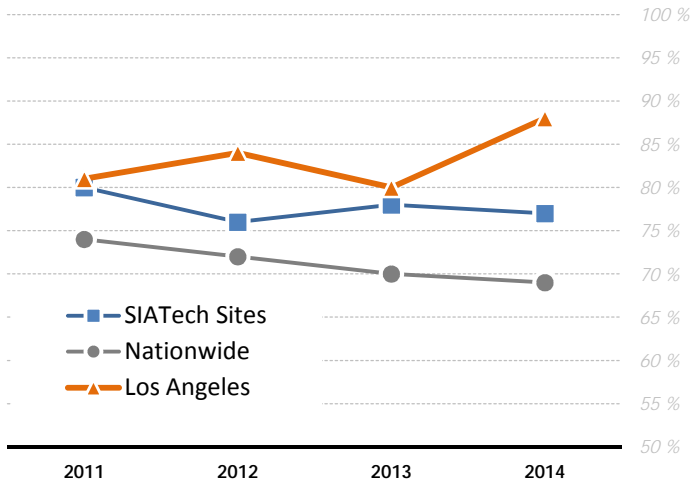
SIATech Los Angeles surpasses national responses in the following engagement indicators: schoolwork is considered important, school provides an opportunity to do their best, receipt of recognition or praise for schoolwork, the school is committed to strengths of each student, and have an inspiring teacher.

### Engagement Overview



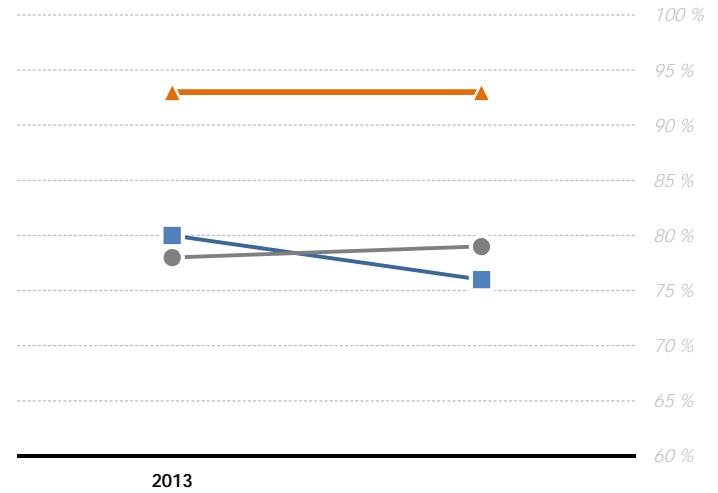
### School Committed to Strengths

Q: My school is committed to building the strength of each student.



### Inspiring Teacher

Q: I have at least one teacher who makes me excited about the future.

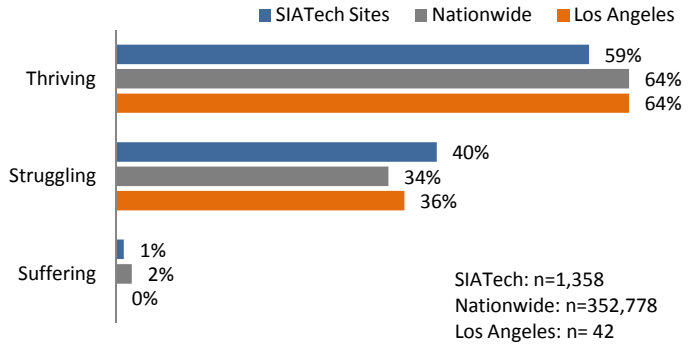


### Well-Being

How we think about and experience our lives. It is an indicator of how students are currently doing and is a predictor of future success. In 2013-2014 school year, the majority (67%) of SIATech Los Angeles students were thriving.

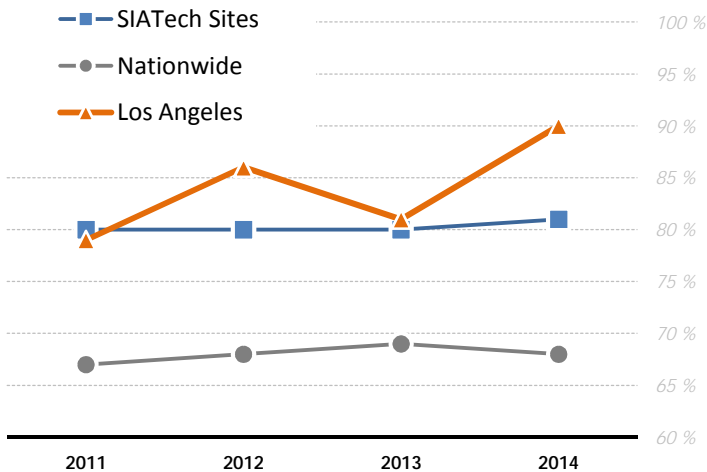
SIATech Los Angeles students responded more positively to the following well-being indicators: at school they are treated with respect, have enough energy to get things done, and they learn or do something interesting.

### Well-Being Overview



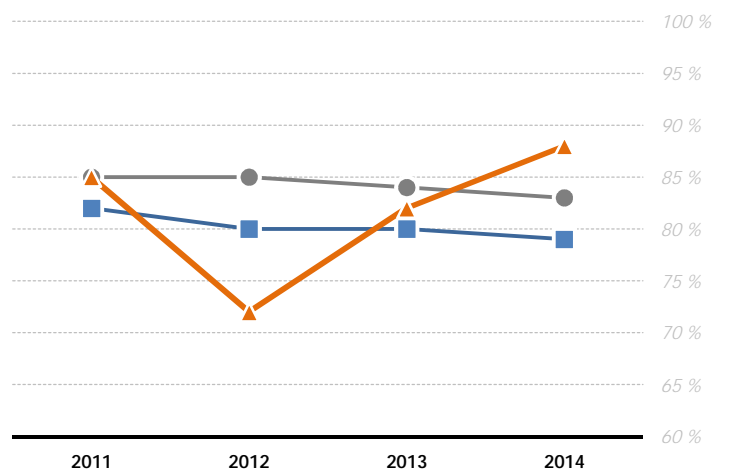
### Treated with Respect

Q: Were you treated with respect all day yesterday?



### Smile or Laugh

Q: Did you smile or laugh a lot yesterday?



The "nationwide" data reflects an aggregate of the convenience sample of schools and are not representative of US student populations. They are provided as a guide to view how SIATech's results compare to the national sample results.

